

Product Name: Digital Pump/Fill Station

General Description:

CapKold Model CKPF/3 & CKPF/3NSF Mobile Pump/Fill Stations with integrated rotary positive displacement pump, for the transfer of hot and cold food from a steam jacketed kettle into flexible plastic casings or other containers. Pedestal mounted control package allows fast and simple adjustment of pumping speed and volume.

Standard Features:

- Heavy duty stainless steel construction
- Unit mounted on four 5" heavy duty locking swivel casters
- Air actuated casing clipper complete with regulator and filter. 15' air hose supplied for easy field connection
- Quick action air activated product flow control valve
- USDA food transfer hose. Two (2) hose sections 3" in diameter by 3' long, with fittings to interconnect kettle and fill station
- Exterior rear mounted rotary positive displacement pump for easy cleaning
- Full surface spill tray with drain and removable stainless steel grate
- Stainless steel elbow with 10' hose provided for spill tray
- Manufactured to latest sanitary standards and HACCP compliant
- CKPF/3NSF is NSF listed

Integral Control Package:

Control panel is pedestal mounted to fill station and provided with a water resistant case to simplify cleanup and protect solid state control systems. Eye level digital input of pump speed and volume setting changes for different products. Operating controls include:

- Selection of manual, metered or continuous pumping modes
- Operator input of pump speed from 0 to 20 gallons per minute
- Operator input of metered volume from 0.5 to 2.0 gallons in 0.01 gallon increments
- Foot activated fill switch
- Knee and hand operated emergency stop switches
- LED digital display of volume pumped per casing, total casings pumped and total fill volume per batch

Options & Accessories:

- Temperature monitor with casing clipper lockout to prevent packaging at less than 180°F (82°C)
- Product temperature recorder
- High volume air eductor (For vacuum packaging products for Cook Tank Production)
- Empty casing holding bin (Hangs on side of Fill Station)
- Pan fill adapter



- Pan fill conveyor
- Stand alone label printer
- Additional 3' food transfer hose section with fittings
- In-line ricer for size reduction of food solids
- Prison package

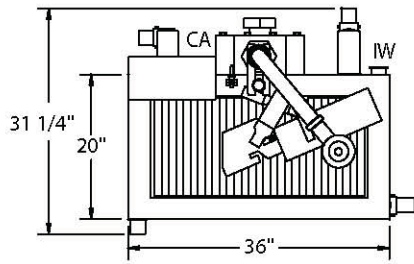
Notes:

- Unit requires single phase electric service
- Clipper sold separately on CKPF/3NSF

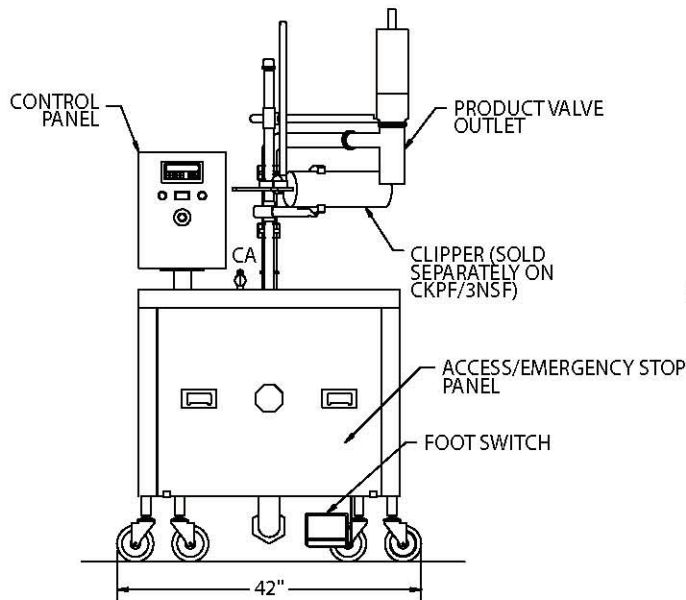
FLAVORSEAL
a CMS brand

FLAVORSEAL® Pumps

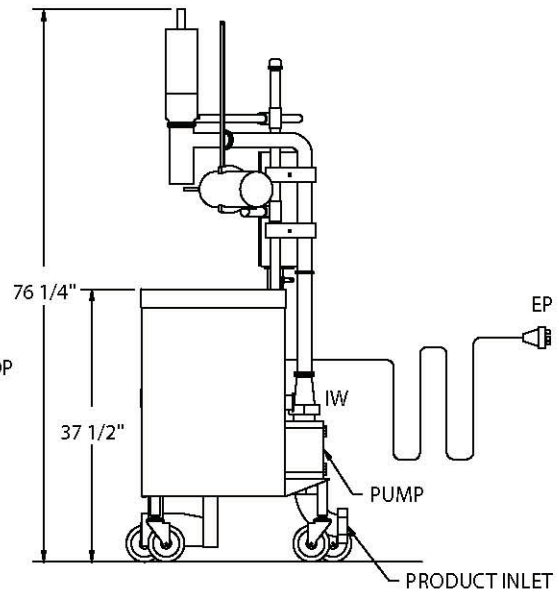
Product Name: Mobile Pump/Fill Station



TOP VIEW



FRONT VIEW



SIDE VIEW

UTILITY CONNECTIONS

SYMBOL	CA	IW	EP
DESCRIPTION	COMPRESSED AIR INLET	INDIRECT WASTE	POWER SUPPLY
CONNECTION	3/8 DISCONNECT W/ 15 FT HOSE	2" HOSE	#2621 HUBBLE PLUG W/ 15 FT CORD

UTILITY REQUIREMENTS

MODEL	COMPRESSED AIR INLET	ELECTRICAL	SHIPPING WEIGHT	OPERATING WEIGHT
CKPF/3 & CKPF/3NSF	8 CFM @ 80-90 PSI	208/1/60 @ 10A	755 LBS	650 LBS